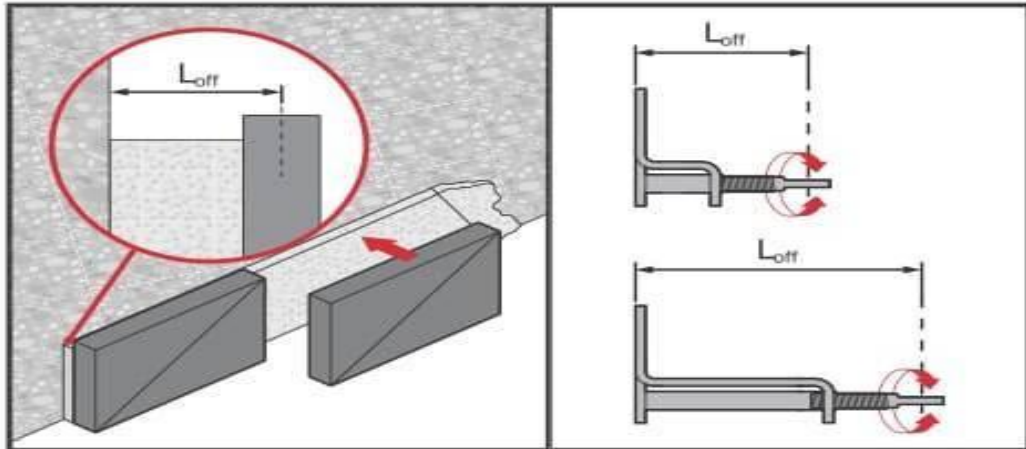


# **CANCO FASTENERS** SS CLAMP



**Fixing Solution For Natural Stone Cladding**



### **Flexibility to suit your design**

Two versions of variable length in A2 & A4:  
50-65mm and 80-120mm

### **FLEXIBILITY TO SUIT YOUR DESIGN**

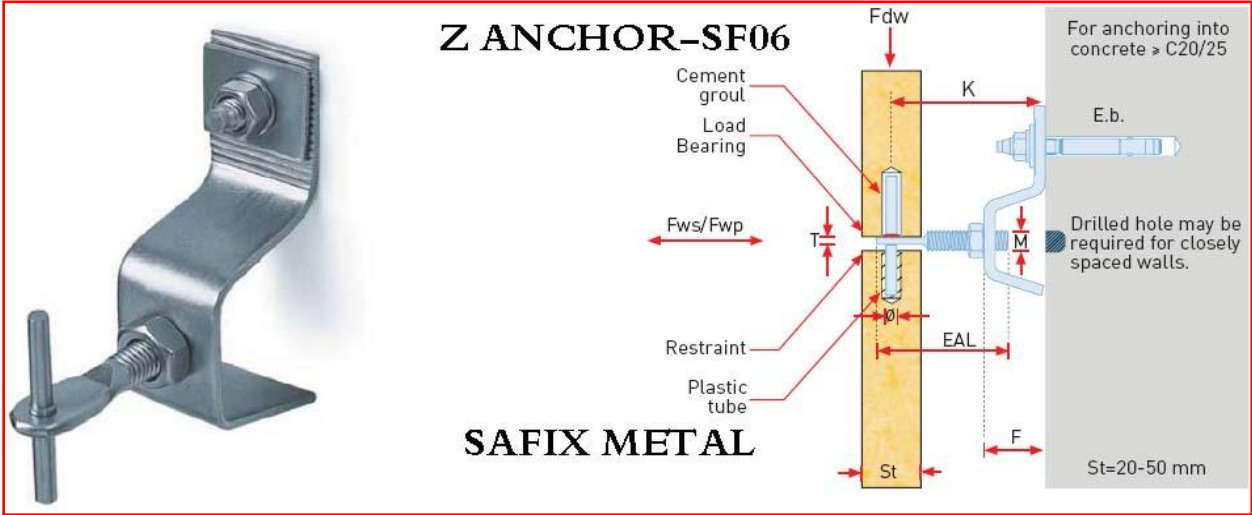
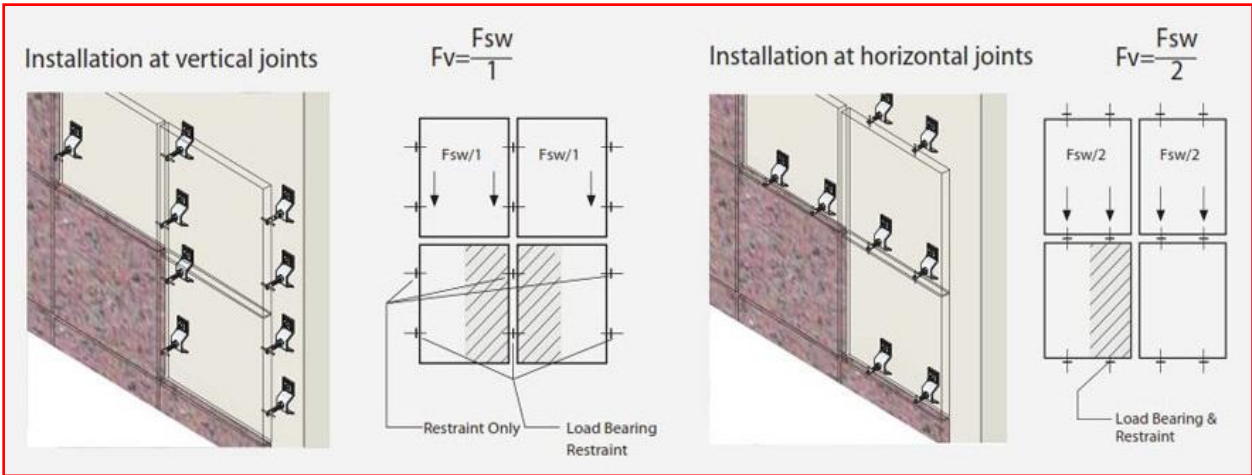
Two versions of variable length in A2 & A4

50-65mm and 80-120mm

### **HIGH QUALITY STAINLESS STEEL**

A2 hybrid : Non coastal zone


A4 grade : Coastal zone



**PEACE OF MIND**

**CORRECT INSTALLATION WITH FREE ON SITE SUPPORT AND DEMONSTRATION**

# Stone Cladding Clamp | Marble Angle




Thickness	Width	Length
2.5	20	20
2.5	20	25
2.5	20	30
2.5	25	30
2.5	25	40
2.5	25	50
2.5	25	60
2.5	25	70
2.5	25	100







## CAN SLEEVE ANCHOR



## ADVANTAGES

- When hole marking spotting is difficult.
- Available in double sleeve and SS.
- Fully assembled.
- Unique sleeve design to provide pull down onto fixture.
- Carbon steel, zinc -plate.
- Through fixture installation.
- Wide rage of anchor lengths.

## APPLICATIONS

- limber to concrete : Form work, battens and bottom plates.
- Services : Duct work, Pipes brackets, cable trays.Fully assembled.
- Suspended ceilings.
- Metal work : Signs, hand rails and gates.
- For fitting Stadium seating.
- Fixing Satellite dishes
- For fitting shutters.

## PRODUCT SPECIFICATION

Bolt Size	Bolt Length	Fixture Thickness	Packing	Packing
	[mm]	[mm]	pcs.	pcs.
M6	40	2	100	1200
	65	25	100	1200
	85	45	100	1200
M8	40	3	100	1200
	50	3	100	1200
	60	10	50	600
	80	30	50	600
	100	50	50	600
M10	60	3	50	600
	75	15	50	600
	100	40	50	600
	130	70	25	30
M12	110	50	25	300
	150	90	20	160
M16	105	35	20	160
	110	40	10	80
	130	60	10	80
	150	80	10	80

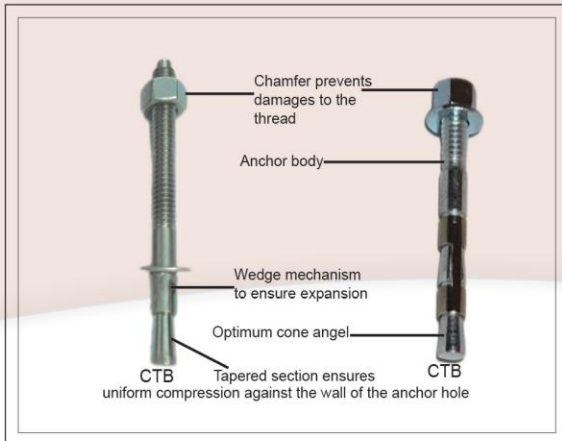
\* If the edge distance and spacings are less than the standard valuse the standard values,reduce the loads by factors given in section B.







## CAN THROUGH BOLT



## ADVANTAGES

- Easy installation into the base material through the fixture and series installation.
- Used when marking out, hole spotting is difficult.
- Ensures large time saving as a result of smaller drill hole.
- Can be used in tension zone.

## APPLICATIONS

- Installing heavy machinery & other fixtures when it is difficult to mark out the hole.
- Fixing of protective railings.
- Fixing console, traverses and ducts.
- Fixing cable lines & safety equipments.
- Steel to concrete: Columns, racking, safety barriers, hand rails and stair ways.

## PERFORMANCE SHEET OF SINGLE EXPANDER THROUGH BOLT

Bolt Size	Bolt Length	Fixture Thickness	Packing	Packing
	[mm]	[mm]	pcs.	pcs.
M6	40	2	100	2400
	55	15	100	2400
	85	45	100	1200
M8	50	3	100	1200
	75	20	100	1200
	95	40	100	1200
	115	60	100	1200
M10	60	3	50	600
	80	20	50	600
	100	40	50	600
	120	60	50	600
M12	70	5	50	600
	100	20	25	300
	130	50	25	300
	180	100	25	200
M16	100	20	25	200
	120	40	25	200
	180	100	10	80
	200	120	10	80
M20	160	45	10	80
	200	85	10	80
	250	135	10	50





### **OFFICE ADDRESS**

**B-6/2, DDA Shopping Complex,  
Opp. Deer Park, Safderjung Enclave,  
New Delhi-110029 (INDIA)**

**E-Mail: [info@cancofasteners.com](mailto:info@cancofasteners.com)**

**Phone No. : 011-42525500**

### **FACTORY ADDRESS**

**A-63/2, G.T.Karnal Road Industrial Area,  
New Delhi-110033 (INDIA)**

**E-Mail: [info@cancofasteners.com](mailto:info@cancofasteners.com)**

**Phone No. : 011-65656669 / 011-27240828**

# **Fixing Solution For Natural Stone Cladding**